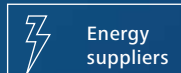


## AMJ-SL MODULE



# THE SUPER HERO.

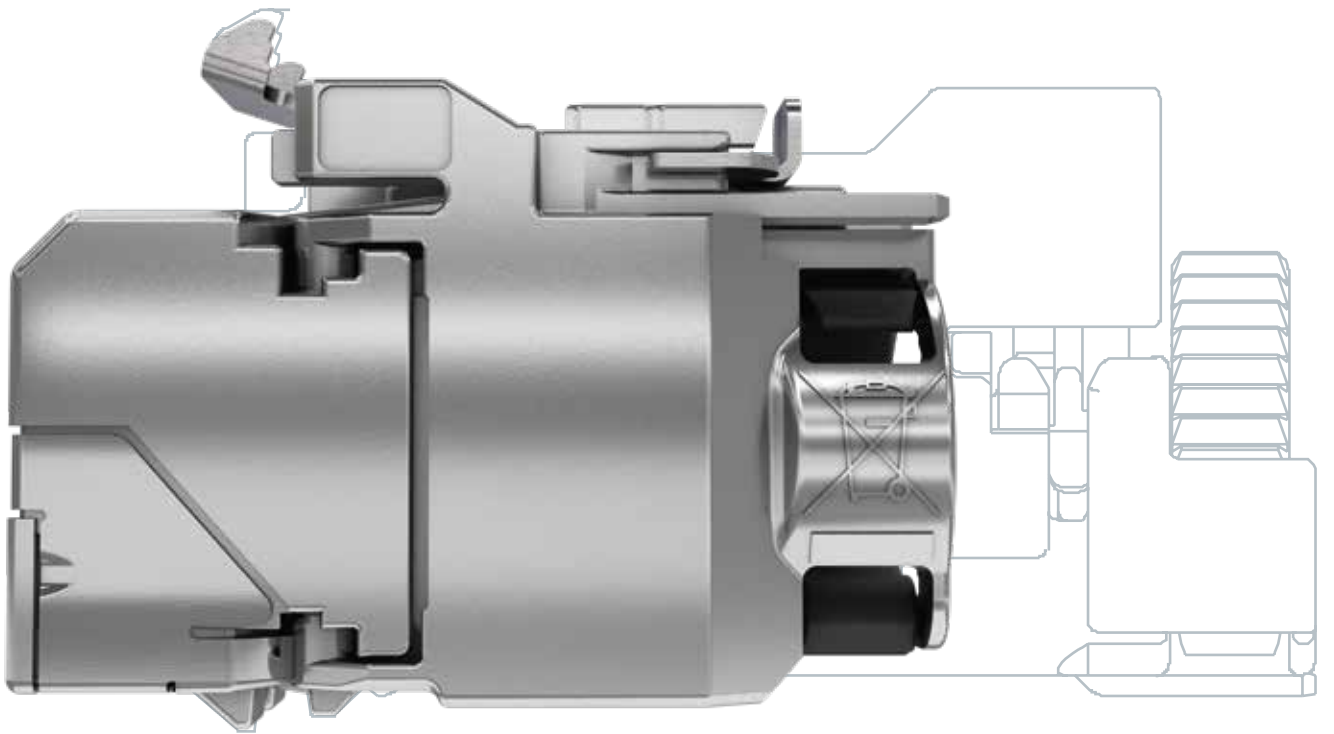
The module that is the hero of high performance, short overall length and secure assembly.

# NEVER LETS ANYONE DOWN.

**Shorter, more reliable, more secure.**

The next step in the evolution of Telegärtner modules:  
the new Telegärtner AMJ-SL module Cat.6<sub>A</sub>

- Extremely short overall length of only 32 mm
- Optimised contact design to avoid spark erosion in the area of data transmission
- Extremely light and secure, and does not require special tools to assemble
- Extremely mechanically robust zinc die-cast housing with refined surface
- Secure latching thanks to a metal barbed snap-in latch
- RJ45 module Cat.6<sub>A</sub> according to IEC and EN 60603-7-51
- For applications of ISO/IEC 11801 Parts 1-6 and EN 50173 Parts 1-6 (incl. 10GBase-T, 4PPoE)
- 4 Pair Power over Ethernet (4PPoE)
- GHMT Type Approval and continuously monitored as part of the Premium Verification Program



L 44.1 mm x W 14.8 mm x H 23.1 mm (AMJ-S module 2G)


**L 32 mm** x W 14.8 mm x H 23.1 mm (AMJ-SL module)

Thanks to its short overall length, the Telegärtner AMJ-SL module is also ideal for installation in confined spaces.

# FAST AND EASY

Termination of the AMJ-SL is straight-forward and does not require special tools.

01



## Integrated wire management

- Remove the cable jacket, fold back the braid shield, pre-sort the pairs and insert them into the wire manager
- Cut off excess length

### Quicker assembly:

wire pairs do not need to be untwisted which speeds up correct preparation prior to assembling just two components.

02



## IDC connection

- Open module
- Insert coded wire manager into housing

### Failsafe:

the mechanically coded wire manager can only be inserted in one position.

03




## Close without special tools

- Close the two halves
- Wires are terminated

### Quick housing assembly:

the housing halves can be closed easily and ergonomically. All eight wires are terminated automatically and securely in a single action.

You can watch the corresponding assembly video here:



04



#### Latching based on the SafeLock system

- Single-action latching with haptic feedback at end position
- Only after the housing has snapped into the correct position the module can be installed in the application

**Simple and secure locking:** the two halves of the housing are latched together by means of a one-piece metal barbed snap-in/snap-out latch.

When latched into its end position, the metal housing can be used vibrationfree in a variety of applications.

05



#### Integrated snap-in latch for cable strain relief

Actuation of the snap-in latch provides fine-graded cable strain relief for cable diameters up to 9 mm.

**Reduced mechanical stress:** fine-graded cable strain relief for adjustment to different cable diameters.

Improved strain relief due to small barbs that retain the cable jacket.

# UNLIMITED POSSIBILITIES.

**A universal module carrier offers  
unlimited design capability.**

Thanks to its slim design, the AMJ-SL module can be easily combined with faceplates from various manufacturers. This is because the Telegärtner module carrier has a jack spacing suitable for both the field-proven AMJ45 and the UAE outlet. This opens up an almost unlimited spectrum of design possibilities.

It goes without saying that the AMJ-SL module in keystone format (19.3 x 14.7 mm) also fits into Telegärtner's [single/double/triple gang outlets](#) and all Telegärtner 19" panels as well as [MPD6, MPD8, MPD12, MPD16 and MPD24 mini distributors](#).



19" patch panel

Mini distributor



Outlet with universal module carrier

# SMALL SPACE. SUPER PERFORMANCE.

**Top performance in the smallest space together with simple and fully secure installation.**

If external circumstances make it necessary to install modules in confined spaces, problems may arise if bending radii are less than the minimum value specified by the manufacturer. Increased forces act on the cable and module, thereby increasing the risk of a degradation of the transmission characteristics. Kinked cables and severely crushed wire pairs may lead to a significant deterioration in the electrical performance of the transmission channel. Cable bending radii that are less than the cable manufacturer's specified minimum value may put the

cable module under more mechanical stress. This can negatively affect the electrical characteristics of the module in the short and medium term.

The solution guaranteeing permanent customer satisfaction is a module with a short overall length or installation depth, that is to say, the AMJ-SL module. This module paves the way for a simple, fast and electrically efficient installation in confined spaces with high reserves.

The highest packing densities of the AMJ-SL in combination with 19" 1 U or 3 U distribution solutions make efficient use of the available space in data center distribution cabinets.

**Variability:**

- Compatible with existing 19" 24 or 48 port distribution solutions
- Compatible with high density solutions such as HD<sup>3</sup> and HD<sup>3</sup>-ES for mixed fiber optic and copper installations

**Security:**

- Robust, easy-to-install housing, no special tools required
- Large headroom and fault tolerance

**Readiness:**

- Integrated cable strain relief and cable shield connection
- Secure mechanical latching of housing halves in a single action






- 01 Surface mounting  
Flush mounting  
Cavity wall outlet
- 02 Cable duct
- 03 Floor mounting
- 04 Media tables

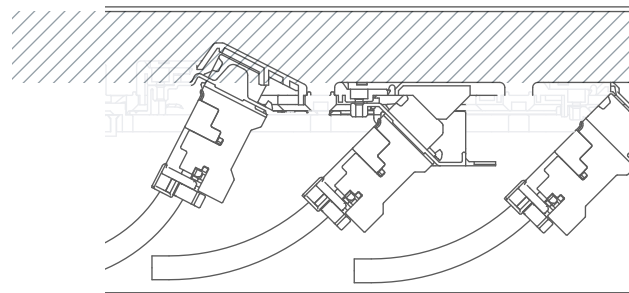
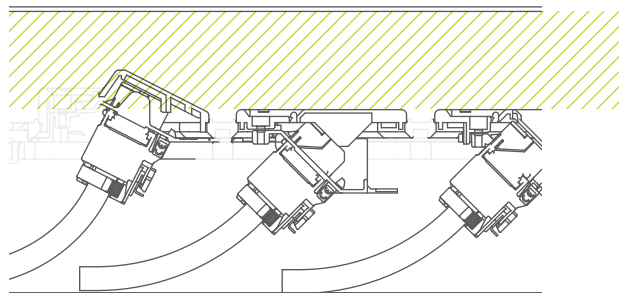
# FIT FOR EVERY CHALLENGE.

Where other modules put in a lacklustre performance, the AMJ-SL module works perfectly.

Floor boxes and media tables




The biggest practical challenge is the lack of space. An extremely short module can provide a quick and elegant solution here.




Compared to longer modules, the shorter length of the AMJ-SL module means it takes up less space in the floor box. The equipment insert can thus be installed lower down in the box. This relieves the inserted patch cords of mechanical stress in space-critical installation situations and is hence a major benefit.

The AMJ-SL design therefore also offers a plus for media tables.

### Flush-mounted




The extremely short module permits a larger cable bending radius to optimise signal transmission.




The small installation depth also means the AMJ-SL can be installed in an electronics box with a mating direction of 45°.

### Cable duct




The AMJ-SL module also meets international requirements – such as those for the installation in Frenchstyle module carriers.

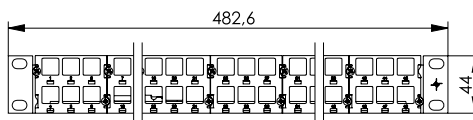


When used in a universal equipment mounting set, larger cable bending radii are permitted and there is no performance degradation.

### Data centers



There's space in 19" 1 U frontplates for up to 48 AMJ-SL modules.




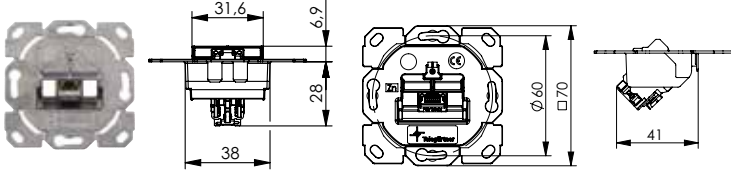
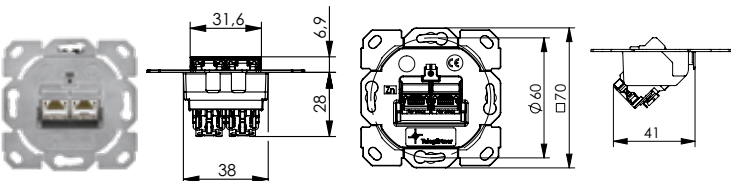




The module can also be easily installed in the confined space of a flush-mount outlet.

Cable ducts – the solution for subsequent adjustments to cabling in buildings – often require solutions that really save space.

The AMJ-SL module is also well-suited for high packing densities in data centers.

# Order Information


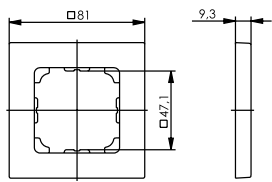

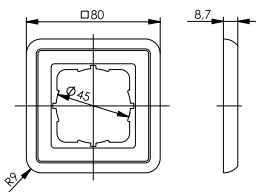



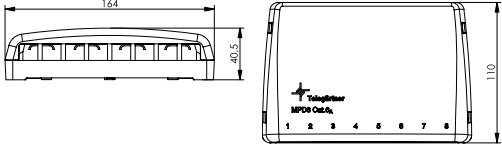

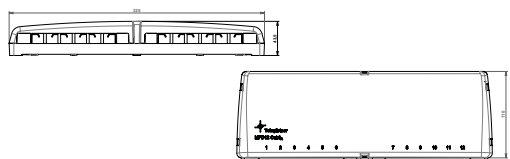

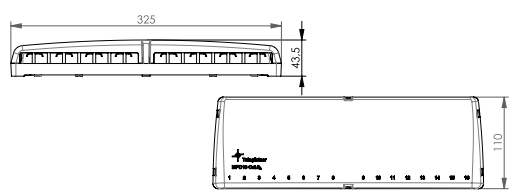

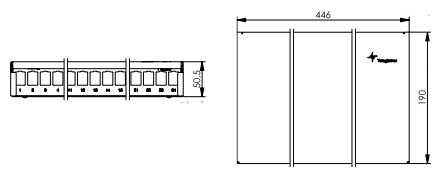
Modules	Order no.	Description	PU*	Colour
	J00029A6000	AMJ-SL module Cat.6 <sub>A</sub> T568A	6x2	
	J00029A6001	AMJ-SL module Cat.6 <sub>A</sub> T568B	6x2	
		tool-free connection concept, suitable for RJ45/11/12 plugs		
	J00029A6110	AMJ-SL module Cat.6 <sub>A</sub> T568A	12	
	J00029A6111	AMJ-SL module Cat.6 <sub>A</sub> T568B	12	
		tool-free connection concept, cardboard packaging, suitable for RJ45/11/12 plugs		
	B00001A0016W	Protection flap	100	black
	B00001B0016W	Protection flap	100	orange
	B00001C0016W	Protection flap	100	green
	B00001D0016W	Protection flap	100	blue
	B00001E0016W	Protection flap	100	yellow
Available in a set with AMJ-SL				
		Design-capable module carrier AMJ-SL single gang UP/O flex C/U**, for flush-mounting installation special electronics boxes are required	5	
	J00020A0530	1 AMJ-SL module Cat.6 <sub>A</sub> T568A		
	J00020A0531	1 AMJ-SL module Cat.6 <sub>A</sub> T568B		
		Design-capable module carrier AMJ-S double gang UP/O flex C/U**, for flush-mounting installation special electronics boxes are required	5	
	J00020A0528	2 AMJ-SL modules Cat.6 <sub>A</sub> T568A		
	J00020A0529	2 AMJ-SL modules Cat.6 <sub>A</sub> T568B		
Carriers and accessories for cable duct / surface mounting				
	H02010A0079	Faceplate 50x50, single gang UP/50 C/U**, non-populated, MC**, for flush-mounting installation special electronics boxes are required	5	alpine white
	H02010A0081	Faceplate 50x50, double gang UP/50 C/U**, non-populated, MC**, for flush-mounting installation special electronics boxes are required	5	alpine white

Carriers and accessories for cable duct / surface mounting

	Order no.	Description	PU*	Colour
	H02010B0085	<b>Design-capable module carrier</b> AMJ, single / double gang, UP/O flex, non-populated, for switch covers from various manufacturers	10	
	H02010A0083	<b>Faceplate surface-mounted</b> <b>50x50</b> , double gang, UP/50 C/U**, non-populated, MC***, for flush mounting, for flush-mounting installation special electronics boxes are required	5	alpine white
	H02010A0053	<b>Faceplate 80x80</b> , triple gang, cable duct mounting, non-populated, MC***	5	alpine white
	H02000A0090	<b>Faceplate 80x80</b> , single gang, surfacemounted, non-populated, MC***	5	alpine white
	H02000A0092	<b>Faceplate 80x80</b> , double gang, surfacemounted, non-populated, MC***	5	alpine white
	H02000A0109	<b>Faceplate 80x80</b> , double gang, surfacemounted, non-populated, MC***	5	alpine white
	H02000A0096	<b>Faceplate 80x80</b> , triple gang, surfacemounted, non-populated, MC***	5	alpine white

\*PU=Packaging Unit \*\*C/U=Cable Duct Mounting/Underfloor \*\*\*MC= Includes frontplate, labelling field and shutter \*\*\*\* for J00020A0510/11/14/15

Carriers and accessories for cable duct / surface mounting

	Order no.	Description	PU*	Colour
 	B00004A0024	Single cover frame 81x81, for J00020A0510-15	10	alpine white
 	B00004A0021Y B00005A0009Y	Single cover frame 80x80 Double cover frame 80x151	5	alpine white
	F00020A0123	Faceplate 50x50, single****	10	alpine white
	F00020A0113	Faceplate 50x50, double****		
<b>Frontplate without modules / couplers</b>				
 	H02000A0103	MPD8 AMJ/UMJ TH35/ surface mounted distributor for 8 AMJ/UMJ modules / couplers, non-populated, can be mounted on TH35 mounting rail without additional adapters	1	alpine white
 	H02000A0106	MPD12 AMJ/UMJ TH35/ surface mounted distributor for 12 AMJ/UMJ modules / couplers, non-populated, can be mounted on TH35 mounting rail without additional adapters	1	alpine white
 	H02000A0107	MPD16 AMJ/UMJ TH35/ surface mounted distributor for 16 AMJ/UMJ modules / couplers, non-populated, can be mounted on TH35 mounting rail without additional adapters	1	alpin-weiß
 	H02025A0260	MPD24 AMJ/UMJ surface mounted distributor for 24 AM/UMJ modules / couplers, non-populated, robust metal design, incl. brushes to prevent dust intrusion	1	pure white 9010


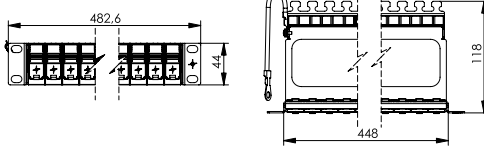
Frontplate without modules / couplers


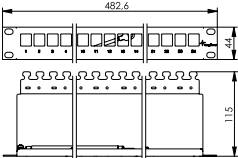
Order no.


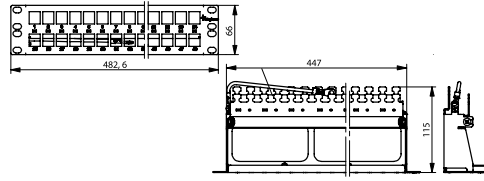
Description


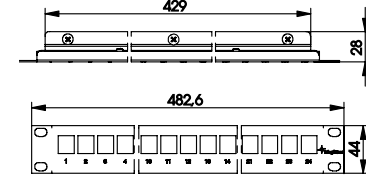
PU\*


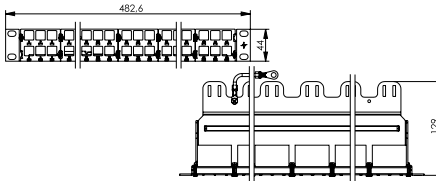
Colour

		H02025A0234	<b>19"-Frontplate Flex 1 U</b> incl. 24x snap-in bezels for 24 AMJ/UMJ modules / AMJ couplers, incl. SPA***** 0.3 m and cable management	1	frontplate: light grey faceplate: alpine white
---	---	-------------	--	---	---

		H02025A0167	<b>19"-Frontplate 1 U</b> with cable relief for 24 AMJ/UMJ modules / couplers, incl. SPA***** 0.3 m	1	light grey RAL 7035
		H02025A0220			black

		H02025A0171	<b>19"-Frontplate 1.5 U</b> with cable relief for 48 AMJ/UMJ modules / couplers, incl. SPA***** 0.3 m	1	light grey RAL 7035
		H02025A0241			black

		H02025A0197	<b>19"-Frontplate 1 U</b> without cable relief for 24 AMJ/UMJ modules / couplers	1	light grey RAL 7035
		H02025A0221			black

		H02025A0236	<b>19"-Frontplate 1 U</b> for 48 AMJ modules, non-populated incl. cable relief, incl. SPA***** 0.3 m	1	zinc-plated steel
---	---	-------------	--	---	-------------------

Frontplate with modules / couplers

J02021A0038

**Frontplate 3 U / 7 HP** incl. 6 AMJ-SL modules

1

aluminium


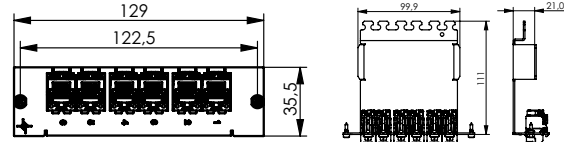

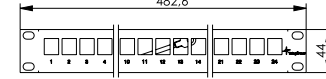
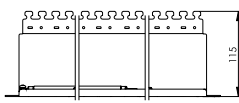
					
---	---	--	--	--	--

Fig. may differ

		J02023A0055	<b>19"-Frontplate 1 U</b> incl. 24 AMJ-SL modules, incl. cable relief, incl. SPA***** 0.3 m	1	light grey RAL 7035
		J02023A0056			

\*PU=Packaging Unit \*\*C/U=Cable Duct Mounting/Underfloor \*\*\*MC= Includes frontplate, labelling field and shutter \*\*\*\* for J00020A0510/11/14/15 \*\*\*\*\* Set for equipotential bonding



Accessories

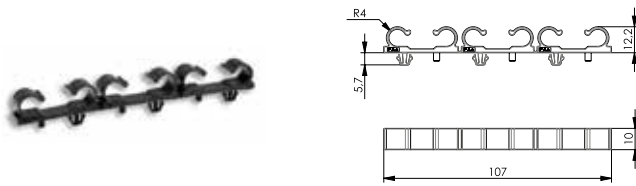
Order no.

Description

PU\*

Colour

H01011A0048	<b>Cable guiding set</b> for 24 cables. Suitable for frontplates H02025A0171 and H02025A0260	4	black
-------------	--	---	-------



N00000B0020	<b>Auxiliary tool for the assembly</b> of AMJ / UMJ / STX / MFP8	1	
-------------	---	---	--



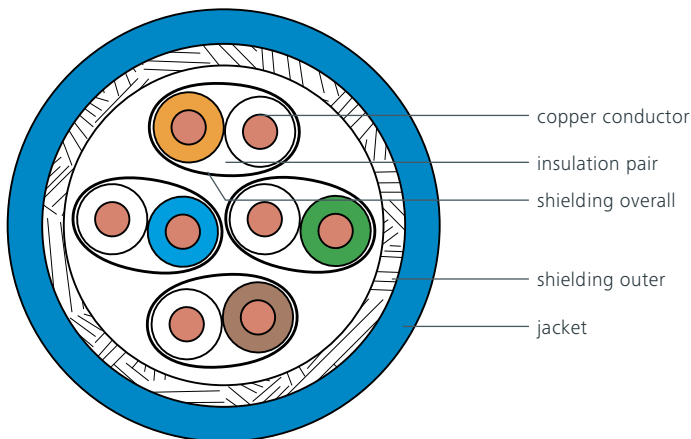
L00040A0009	<b>Set for equipotential bonding</b> , with cable 4 mm <sup>2</sup> , screw and serrated lock washer, length 0.3 m	1	
-------------	--	---	--



Installation cables

Length

L02002A0180	<b>Installation cable AMJ1000 S/FTP</b> Cat.7 LSZH, 4x2xAWG23/1, Dca-s2,d1,a1	1000 m
L02002A0181	<b>Installation cable AMJ1000 S/FTP</b> Cat.7 LSZH, 4x2xAWG23/1, Dca-s2,d1,a1	500 m
L02002A0182	<b>Installation cable AMJ1000 S/FTP</b> Cat.7 LSZH, Duplex 2x(4x2xAWG23/1), Dca-s1,d1,a1	500 m
L02002A0183	<b>Installation cable AMJ1300 S/FTP</b> Cat.7 <sub>A</sub> LSZH, 4x2xAWG23/1 Dca-s2,d2,a1	1000 m
L02002A0184	<b>Installation cable AMJ1300 S/FTP</b> Cat.7 <sub>A</sub> LSZH, 4x2xAWG23/1, Dca-s2.d2,a1	500 m
L02002A0185	<b>Installation cable AMJ1300 S/FTP</b> Cat.7 <sub>A</sub> LSZH, Duplex 2x(4x2xAWG23/1), Dca-s1,d2,a1	500 m
L02002A0213	<b>Installation cable AMJ1600 S/FTP</b> Cat.7 <sub>A</sub> LSZH, 4x2xAWG22/1, Eca	1000 m
L02002A0214	<b>Installation cable AMJ1600 S/FTP</b> Cat.7 <sub>A</sub> LSZH, 4x2xAWG22/1, Eca	500 m







Patch Cords MP8 FS 500 Cat.6A S/FTP 4x2xAWG27/7 LSZH

90°	grey	green	red	blue	yellow	black	white	Length
	L00000A0189	L00000A0193	L00000A0195	L00000A0197	L00000A0199	L00000A0201	L00000A0203	0.5 m
	L00000A0192	L00000A0194	L00000A0196	L00000A0198	L00000A0200	L00000A0202	L00000A0204	1.0 m
	L00001A0155	L00001A0156	L00001A0157	L00001A0159	L00001A0162	L00001A0163	L00001A0164	2.0 m
	L00002A0173	L00002A0174	L00002A0176	L00002A0177	L00002A0179	L00002A0175	L00002A0180	3.0 m
	L00003A0119	L00003A0121	L00003A0123	L00003A0124	L00003A0125	L00003A0126	L00003A0127	5.0 m
	L00004A0109	L00004A0111	L00004A0112	L00004A0113	L00004A0114	L00004A0115	L00004A0116	7.5 m
	L00005A0080	L00005A0081	L00005A0082	L00005A0083	L00005A0084	L00005A0085	L00005A0086	10.0 m
180°	L00000A0072	L00000A0073	L00000A0074	L00000A0075	L00000A0076	L00000A0077	L00000A0130	0.5 m
	L00000A0081	L00000A0082	L00000A0083	L00000A0084	L00000A0085	L00000A0086	L00000A0131	1.0 m
	L00001A0084	L00001A0085	L00001A0086	L00001A0087	L00001A0088	L00001A0089	L00001A0123	2.0 m
	L00002A0112	L00002A0113	L00002A0114	L00002A0115	L00002A0116	L00002A0117	L00002A0141	3.0 m
	L00003A0055	L00003A0056	L00003A0057	L00003A0058	L00003A0059	L00003A0060	L00003A0085	5.0 m
	L00004A0054	L00004A0055	L00004A0056	L00004A0057	L00004A0058	L00004A0060	L00004A0071	7.5 m
	L00005A0027	L00005A0028	L00005A0029	L00005A0030	L00005A0031	L00005A0032	L00005A0051	10.0 m
	270°	L00000A0253						
	L00000A0254							1.0 m
	L00001A0199							2.0 m
	L00002A0203							3.0 m
	L00003A0157							5.0 m
	L00004A0145							7.5 m
	L00005A0113							10.0 m

\*PU=Packaging Unit \*\*\*\*\* Set for equipotential bonding

#### Technical Data

Dimension	L 32 x W 14.8 x H 23.1 mm
Installation dimension	19.3 x 14.7 mm (keystone format)
Cu-Conductor:	
solid	0.41 – 0.64 mm / AWG26/1-22/1
stranded	0.46 – 0.76 mm / AWG27/7-22/7
Mating cycles	min. 750
Material: housing	zinc diecast nickel-plated
Material: contact finish	Ni1.2Au0.8
Wire diameter	0.9 – 1.6 mm
Cable diameter	5 – 9 mm
Reusable IDC for AWG22/1 and 22/7	≤ 4 cycles
Reusable IDC for AWG23/1 and 26/1	≤ 4 cycles
Reusable IDC for AWG24/7 and 27/7	≤ 10 cycles
Ambient temperature	-40 °C to +70 °C
10 Gigabit Ethernet according to IEEE 802.3an	Suitable for 10 Gigabit Ethernet
Category 6 <sub>A</sub> (Component)	ISO/IEC 11801; DIN EN 50173-1
Class E <sub>A</sub> (Permanent Link)	ISO/IEC 11801; DIN EN 50173-1
Class E <sub>A</sub> (Channel)	ISO/IEC 11801; DIN EN 50173-1

4PPoE according to IEEE 802.3bt

## Real-Time Re-Embedded Cat.6<sub>A</sub>

With an 8-port network analyzer with implemented re-embedding calculation method, the real-time re-embedded measurement set-up provides real-time evaluation of the connecting hardware. This means the impact of changes to measuring targets can be evaluated in real-time. The very time-consuming measurement of all pair combinations is therefore no longer necessary.



## DataVoice PLUS25 system warranty

Telegärtner quality guaranteed: 25-year warranty for the cabling components and the whole cabling link, assuming Telegärtner system cables are used.

More information about the Telegärtner warranty programme at:  
[www.telegaertner.com](http://www.telegaertner.com)



Your distributor: